


(I) (a)	Introductory sub-table - Statement showing Shareholding Pattern		
Name of the Company	TD POWER SYSTEMS LIMITED		
Scrip Code, Name of the scrip	BSE- 533553; NSE-TDPOWERSYS;		
Class of security	Equity		
Quarter ended	31.12.2014		

Partly paid-up shares:-	No. of partly paid-up shares	As a % of total no. of partly paid-up shares	As a % of total no. of shares of the company
Held by Promoter / Promoter Group	0	0.0000	0.0000
Held by public	0	0.0000	0.0000
Total	0	0.0000	0.0000
Outstanding convertible securities:-	No. of outstanding securities	As a % of total No. of outstanding convertible securities	As a % of total no. of shares of the company, assuming full conversion of the convertible securities
Held by Promoter / Promoter Group	0	0.0000	0.0000
Held by public	0	0.0000	0.0000
Total	0	0.0000	0.0000
Warrants:-	No. of warrants	As a % of total no. of warrants	As a % of total no. of shares of the company, assuming full conversion of warrants
Held by Promoter / Promoter Group	0	0.0000	0.0000
Held by public	0	0.0000	0.0000
Total	0	0.0000	0.0000
Total paid-up capital of the company assuming full conversion of warrants and convertible securities			33237588

For TD POWER SYSTEMS LIMITED




N. Shrivatsa
N. Shrivatsa
Company Secretary

Name of the Company: TD POWER SYSTEMS LIMITED

Statement showing Shareholding Pattern as on 31.12.2014


(I) (a)	Scrip Code, Name of the scrip		Class of security: Equity					
	Quarter ended: 31.12.2014	BSE- 533553	NSE- TDPOWERSYS					
NSDL DATA: 31.12.2014								
Category Code	Category of shareholder	Number of shareholders	Total number of shares	CDSL DATA: 31.12.2014				
				Number of shares held in dematerialised form	As a percentage of (A+B) (VI)	As a percentage of total number (A+B+C) (VII)	Shares pledged or otherwise encumbered As a percentage (VIII)/(IV)*100 (IX) =	
(I)	(II)	(III)	(IV)	(V)	(VI)	(VII)	(VIII)	(IX)
(A)	Promoter and Promoter Group							
1	Indian							
(a)	Individuals/Hindu Undivided Family	2	6485524	6485524	19.51	19.51	0.00	0.00
(b)	Central Government/State Government(s)	0	0	0	0.00	0.00	0.00	0.00
(c)	Bodies Corporate	1	5026433	5026433	15.12	15.12	0.00	0.00
(d)	Financial Institutions / Banks	0	0	0	0.00	0.00	0.00	0.00
(e)	Any Other (specify)							
(e-i)	Chartered Capital & Investment Ltd.	1	1134252	1134252	3.41	3.41	0.00	0.00
(e-ii)	Sofia Mohib Khericha	1	2084100	2084100	6.27	6.27	0.00	0.00
	Sub Total (A)(1)	5	14730309	14730309	44.32	44.32	0.00	0.00
(A)(2)	Foreign							
(a)	Individuals (Non-Resident Individuals/Foreign Individuals)	1	3235254	3235254	9.73	9.73	0.00	0.00
(b)	Bodies Corporate	0	0	0	0.00	0.00	0.00	0.00
(c)	Institutions	0	0	0	0.00	0.00	0.00	0.00
(d)	Qualified Foreign Investors	0	0	0	0.00	0.00	0.00	0.00
(e)	Any Other (specify)							
	Sub Total (A)(2)	1	3235254	3235254	9.73	9.73	0.00	0.00
	Total Shareholding of Promoter and Promoter Group (A)=(A)(1)+(A)(2)	6	17965563	17965563	54.05	54.05	0.00	0.00
(B)	Public shareholding							
(B)(1)	Institutions							
(a)	Mutual Funds/UTI	14	5340746	5340746	16.07	16.07	0.00	0.00
(b)	Financial Institutions / Banks	0	0	0	0.00	0.00	0.00	0.00
(c)	Central Government/State Government(s)	0	0	0	0.00	0.00	0.00	0.00
(d)	Venture Capital Funds	0	0	0	0.00	0.00	0.00	0.00
(e)	Insurance Companies	0	0	0	0.00	0.00	0.00	0.00
(f)	Foreign Institutional Investors	13	5654409	5654409	17.01	17.01	0.00	0.00
(g)	Foreign Venture Capital Investors	0	0	0	0.00	0.00	0.00	0.00
(h)	Qualified Foreign Investors	0	0	0	0.00	0.00	0.00	0.00
(i)	Any Other (specify)	0	0	0	0.00	0.00	0.00	0.00
	Sub Total (B) (1)	27	10995155	10995155	33.08	33.08	0.00	0.00



(B)(2)	Non-institutions.									
(a)	Bodies Corporate	89	1325583	1325583	3.99	3.99	0.00	0.00	0.00	0.00
(b)	Individuals									
(b-i)	i) Individuals - shareholders holding nominal share capital up to Rs. 1 Lakh	1474	279207	279205	0.84	0.84	0.00	0.00	0.00	0.00
(b-ii)	ii) Individual shareholders holding nominal share capital in excess of Rs. 1 Lakh	15	418842	418842	1.26	1.26	0.00	0.00	0.00	0.00
(c)	Qualified Foreign Investors	0	0	0	0.00	0.00	0.00	0.00	0.00	0.00
(d)	Any Other									
(d-i)	Office Bearers	0	0	0	0.00	0.00	0.00	0.00	0.00	0.00
(d-ii)	Non Resident Indians (Repat)	25	4069	4069	0.01	0.01	0.00	0.00	0.00	0.00
(d-iii)	Non Resident Indians (Non Repat)	4	203	203	0.00	0.00	0.00	0.00	0.00	0.00
(d-iv)	Foreign Nationals	0	0	0	0.00	0.00	0.00	0.00	0.00	0.00
(d-v)	Clearing Member	80	33902	33902	0.10	0.10	0.00	0.00	0.00	0.00
(d-vi)	Foreign Companies	1	876270	876270	2.64	2.64	0.00	0.00	0.00	0.00
(d-vii)	Foreign Portfolio Investor (Corporate)	1	1338794	1338794	4.03	4.03	0.00	0.00	0.00	0.00
	Sub Total (B)(2)	1689	4276870	3400598	12.87	12.87	0.00	0.00	0.00	0.00
	Total Public Shareholding Public Group	1716	15272025	14395753	45.95	45.95	0.00	0.00	0.00	0.00
	(B)=(B)(1)+(B)(2)									
(C)	Total (A)+(B)	1722	33237588	32361316	100.00	100.00	0.00	0.00	0.00	0.00
	Shares held by custodians and against which Depository Receipts have been issued									
i	Promoter and Promoter group	0	0	0	0.00	0.00	0.00	0.00	0.00	0.00
ii	Public	0	0	0	0.00	0.00	0.00	0.00	0.00	0.00
	Sub Total (C)	0	0	0	0.00	0.00	0.00	0.00	0.00	0.00
	GRAND TOTAL (A)+(B)+(C)	1722	33237588	32361316	100.00	100.00	0.00	0.00	0.00	0.00

For TD POWER SYSTEMS LIMITED

Shivatsa
N Shivatsa
Company Secretary




TD POWER SYSTEMS LIMITED CDSL DATA: 31.12.2014												
Statement showing holding of securities (including shares, warrants, convertible securities) of persons belonging to the category "Promoter and Promoter Group"												
Sr. No.	Name of the shareholder	Details of Shares held		Encumbered shares(*)			Details of warrants			Details of convertible securities		Total shares (including underlying shares assuming full conversion of warrants and convertible securities) as a % of diluted share capital (XII)
		Number of shares held	As a % of grand total (A)+(B)+(C)	No.	As a percentage	As a % of grand total (A)+(B)+(C) of sub-clause (I)(a)	Number of warrants held	As a % total number of warrants of the same class	Number of convertible securities held	As a % total number of convertible securities of the same class		
(I)	(II)	(III)	(IV)	(V)	(VI)=(V)/(III)*100	(VII)	(VIII)	(IX)	(X)	(XI)	(XII)	
1	Saphire Finman Services Private Limited	5026433	15.12	0.00	0.00	0.00	0.00	0.00	0.00	0.00	0.00	
2	Nikhil Kumar	4638664	13.96	0.00	0.00	0.00	0.00	0.00	0.00	0.00	0.00	
3	Hitoshi Matsuo	3235254	9.73	0.00	0.00	0.00	0.00	0.00	0.00	0.00	0.00	
4	Sofia Mohib Khericha	2084100	6.27	0.00	0.00	0.00	0.00	0.00	0.00	0.00	0.00	
5	Mohib N. Khericha	1846860	5.56	0.00	0.00	0.00	0.00	0.00	0.00	0.00	0.00	
6	Chartered Capital & Investment Limited.	1134252	3.41	0.00	0.00	0.00	0.00	0.00	0.00	0.00	0.00	
TOTAL		17965563	54.05	0.00	0.00	0.00	0.00	0.00	0.00	0.00	0.00	

(*) The term "encumbrance" has the same meaning as assigned to it in regulation 28(3) of SEBI (SAST) Regulations, 2011

For TD POWER SYSTEMS LIMITED


N. Shivatsa
N. Shivatsa
Company Secretary




NSDL DATA: 31.12.2014 **TD POWER SYSTEMS LIMITED** **CDSL DATA: 31.12.2014**

Sr. No.	Name of the shareholder	Number of shares held	Shares as a percentage of total number of shares {i.e., Grand Total (A)+(B)+(C) indicated in Statement at para (1)(a) above}	Details of warrants		Details of convertible securities		Total shares (including underlying shares assuming full conversion of warrants and convertible securities) as a % of diluted share capital
				Number of warrants held	As a % total number of warrants of the same class	Number of convertible securities held	% w.r.t total number of convertible securities of the same class	
1	HDFC Trustee Company Limited - HDFC Prudence Fund, HDFC INFRASTRUCTURE FUND, HDFC CAPITAL BUILDER FUND, HDFC MF MONTHLY INCOME PLAN LONG TERM PLAN	2746000	8.26	0.00	0.00	0.00	0.00	0
2	IDFC Sterling Equity Fund, IDFC TAX ADVANTAGE (ELSS) FUND	1536716	4.62	0.00	0.00	0.00	0.00	0
3	Ironwood Investment Holdings	1338794	4.03	0.00	0.00	0.00	0.00	0
4	India Value Fund IV	1218971	3.67	0.00	0.00	0.00	0.00	0
5	Smallcap World Fund, Inc	1209982	3.64	0.00	0.00	0.00	0.00	0
6	Toyo Denki Seizo KK	876270	2.64	0.00	0.00	0.00	0.00	0
7	Baring India Private Equity Fund III Listed Investments Limited	805778	2.42	0.00	0.00	0.00	0.00	0
8	Ontario Teachers' Pension Plan Board Managed By Arohi Asset Management Pte Ltd-NP9Q	773850	2.33	0.00	0.00	0.00	0.00	0
9	L AND T MUTUAL FUND TRUSTEE LTD-L AND T EQUITY FUND, L AND T MID CAP FUND, L AND T INFRASTRUCTURE FUND	612295	1.84	0.00	0.00	0.00	0.00	0
10	Arohi Asset Management Pte Ltd. A/c Arohi Emerging Asia Master Fund	571807	1.72	0.00	0.00	0.00	0.00	0
11	Beaver Investment Holdings	554076	1.67	0.00	0.00	0.00	0.00	0
12	CitiGroup Global Markets Mauritius Private Limited	478204	1.44	0.00	0.00	0.00	0.00	0
13	Kotak Mahindra (International) Limited	478204	1.44	0.00	0.00	0.00	0.00	0
14	RELANCE CAPITAL TRUSTEE CO LTD-RELANCE EQUITY LINKED SAVING FUND-SERIES-I, RELANCE CAPITAL TRUSTEE CO. LTD-A/C RELANCE DUAL ADVANTAGE FIXED TENURE FUND II PLAN G, RELANCE CAPITAL TRUSTEE CO. LTD-A/C RELANCE DUAL ADVANTAGE FIXED TENURE FUND II PLAN H	442422	1.33	0.00	0.00	0.00	0.00	0
15	American Funds Insurance Series Global Small Capitalization Fund	343200	1.03	0.00	0.00	0.00	0.00	0
TOTAL		13986569	42.08	0.00	0.00	0.00	0.00	0

For TD POWER SYSTEMS LIMITED


N. Srivatsa
 Company Secretary



TD POWER SYSTEMS LIMITED

NSDL DATA: 31.12.2014		CDSL DATA: 31.12.2014						
(I)(c)(ii) Statement showing holding of securities (including shares, warrants, convertible securities) of persons (together with PAC) belonging to the category "Public" and holding more than 5% of the total number of shares of the company								
Sl. No.	Name(s) of the shareholder(s) and the Persons Acting in Concert (PAC) with them	Number of shares	Shares as a percentage of total number of shares {i.e., Grand Total (A)+(B)+(C) indicated in Statement at para (I)(a)}	Details of warrants of Number of warrants	As a % total number of warrants of the same class	Details of convertible securities held	% w.r.t total number of convertible securities of the same	Total shares (including underlying shares assuming full conversion of warrants and
1	HDFC Trustee Company Limited	2746000	8.26					
TOTAL		2746000	8.26					

For TD POWER SYSTEMS LIMITED



N. Srivatsa
N. Srivatsa
 Company Secretary

TD POWER SYSTEMS LIMITED

NSDL DATA: 31.12.2014

CDSL DATA: 31.12.2014


(I)(d) Statement showing details of locked-in shares

Sr. No.	Name of the shareholder	Number of Locked in Shares	Locked-in shares as a percentage of total number of shares {i.e., Grand Total (A) + (B) + (C) indicated in Statement at para (I)(a) above}	Promoter/Promoter Group/Public
	NIL	NIL	NIL	NIL
	TOTAL	0	0	0

For TD POWER SYSTEMS LIMITED

N. Srivatsa

**N. Srivatsa
Company Secretary**



TD POWER SYSTEMS LIMITED

NSDL DATA: 31.12.2014

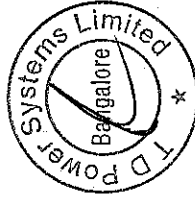
CDSL DATA: 31.12.2014

(II)(a) Statement showing details of Depository Receipts (DRs)

Sr. No.	Type of outstanding DR (ADRs, GDRs, SDRs, etc.)	Number of outstanding DRs	Number of shares underlying outstanding DRs	Shares underlying outstanding DRs as a percentage of total number of shares {i.e., Grand Total (A)+(B)+(C) indicated in Statement at para (I)(a) above}
	NIL	NIL	NIL	NIL
	TOTAL	0	0	0


For TD POWER SYSTEMS LIMITED

(Signature)
N. Srivatsa
Company Secretary



TD POWER SYSTEMS LIMITED					
NSDL DATA: 31.12.2014		CDSL DATA: 31.12.2014			
(II) (b) Statement showing holding of Depository Receipts (DRs), where underlying shares held by "Promoter/ Promoter Group" are in excess of 1% of the total number of shares					
Sr. No.	Name of the DR Holder	Type of outstanding DR (ADRs, GDRs, SDRs, etc.)	Number of shares underlying outstanding DRs	Shares underlying outstanding DRs as a percentage of total number of shares {i.e., Grand Total (A)+(B)+(C) indicated in Statement at para (I)(a) above}	
	NIL	NIL	NIL	NIL	
	TOTAL	0	0	0	0

For TD POWER SYSTEMS LIMITED



N. Srivatsa
N. Srivatsa
 Company Secretary