


Statement Showing Shareholding Pattern

Table (I)(a)


NSDL DATA: 31.12.2012

CDSL DATA: 31.12.2012

Category Code	Category of Shareholder	Number of Shareholders	Total number of shares	Number of shares held in dematerialized form	Total shareholding as a percentage of total number of shares		Shares Pledged or otherwise encumbered	
					As a percentage of (A+B) ¹	As a percentage of (A+B+C)	Number of shares	As a percentage
(I)	(II)	(III)	(IV)	(V)	(VI)	(VII)	(VIII)	(IX)= (VIII)/(IV)*100
(A)	Shareholding of Promoter and Promoter Group							
1	Indian							
(a)	Individuals/ Hindu Undivided Family	2	6985524	6985524	21.02	21.02	0	0.00
(b)	Central Government/ State Government(s)	0	0	0	0.00	0.00	0	0.00
(c)	Bodies Corporate	1	6026433	6026433	18.13	18.13	0	0.00
(d)	Financial Institutions/ Banks	0	0	0	0.00	0.00	0	0.00
(e)	Any Others(Specify)							
(e-i)	SOFIA MOHIB KHERICHA	1	2084100	2084100	6.27	6.27	0	0.00
(e-ii)	FOZIYAH AKIL CONTRACTOR	1	963823	963823	2.90	2.90	0	0.00
(e-iii)	CHARTERED CAPITAL & INVESTMENT LTD.	1	1134252	1134252	3.41	3.41	0	0.00
	Sub Total(A)(1)	6	17194132	17194132	51.73	51.73	0	0.00
2	Foreign							
a	Individuals (Non-Residents Individuals/ Foreign Individuals)	1	4235254	4235254	12.74	12.74	0	0.00
b	Bodies Corporate	0	0	0	0.00	0.00	0	0.00
c	Institutions	0	0	0	0.00	0.00	0	0.00
d	Qualified Foreign Investor	0	0	0	0.00	0.00	0	0.00
e	Any Others(Specify)	0	0	0	0.00	0.00	0	0.00
	Sub Total(A)(2)	1	4235254	4235254	12.74	12.74	0	0.00
	Total Shareholding of Promoter and Promoter Group (A)= (A)(1)+(A)(2)	7	21,429,386	21,429,386	64.47	64.47	0	0.00




(B)	Public shareholding								
1	Institutions								
(a)	Mutual Funds/ UTI	3	1554131	1554131	4.68	4.68	0	0.00	
(b)	Financial Institutions / Banks	1	6731	6731	0.02	0.02	0	0.00	
(c)	Central Government/ State Government(s)	0	0	0	0.00	0.00	0	0.00	
(d)	Venture Capital Funds	0	0	0	0.00	0.00	0	0.00	
(e)	Insurance Companies	0	0	0	0.00	0.00	0	0.00	
(f)	Foreign Institutional Investors	16	5624956	5624956	16.92	16.92	0	0.00	
(g)	Foreign Venture Capital Investors	0	0	0	0.00	0.00	0	0.00	
(h)	Qualified Foreign Investor	0	0	0	0.00	0.00	0	0.00	
(i)	Any Other (specify)	0	0	0	0.00	0.00	0	0.00	
	Sub-Total (B)(1)	20	7185818	7185818	21.62	21.62	0	0.00	
B 2	Non-institutions								
(a)	Bodies Corporate	82	1540012	1540012	4.63	4.63	0	0.00	
(b)	Individuals								
I	i. Individual shareholders holding nominal share capital up to Rs 1 lakh	1034	219059	219057	0.66	0.66	0	0.00	
II	ii. Individual shareholders holding nominal share capital in excess of Rs. 1 lakh.	28	1288255	941005	3.88	3.88	0	0.00	
(c)	Qualified Foreign Investor	0	0	0	0.00	0.00	0	0.00	
(d)	Any Other (specify)								
	Office Bearers	0	0	0	0.00	0.00	0	0.00	
	Non Resident Indians (Repat)	18	2230	2230	0.01	0.01	0	0.00	
	Non Resident Indians (Non Repat)	5	307	307	0.00	0.00	0	0.00	
	Foreign Nationals	3	671656	231508	2.02	2.02	0	0.00	
	Clearing Members	40	24595	24595	0.07	0.07	0	0.00	
	Foreign Companies	1	876270	0	2.64	2.64	0	0.00	
	Trusts	0	0	0	0.00	0.00	0	0.00	
	Sub-Total (B)(2)	1211	4622384	2958714	13.91	13.91	0	0.00	
(B)	Total Public Shareholding (B)= (B)(1)+(B)(2)	1231	11808202	10144532	35.53	35.53	0	0.00	
	TOTAL (A)+(B)	1238	33237588	31573918	100.00	100.00	0	0.00	



4/12

(C)	Shares held by Custodians and against which Depository Receipts have been issued							
1	Promoter and Promoter Group	0	0	0	0.00	0.00	0	0.00
2	Public	0	0	0	0.00	0.00	0	0.00
	Sub-Total (C)	0	0	0	0.00	0.00	0	0.00
	GRAND TOTAL (A)+(B)+(C)	1238	33237588	31573918	100.00	100.00	0	0.00

For TD POWER SYSTEMS LIMITED


N. Srivatsa
Company Secretary